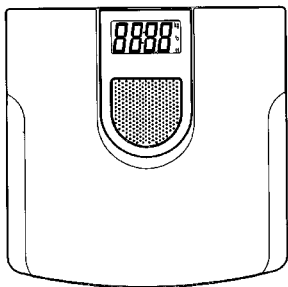
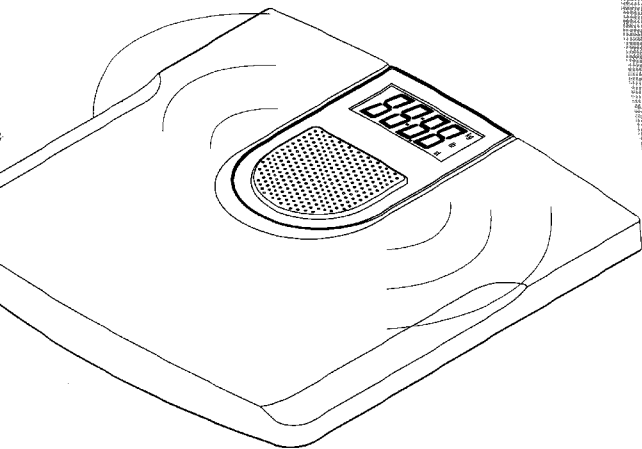


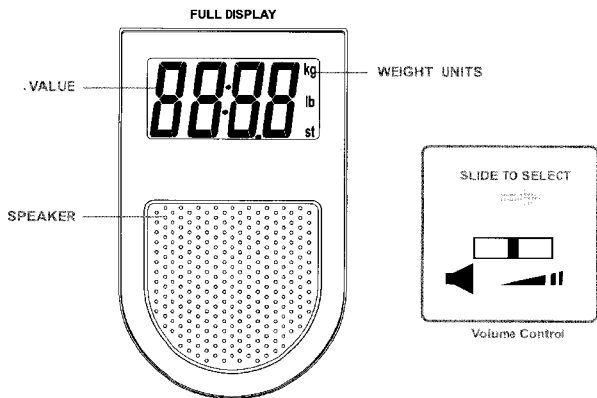


J-TALK™

TALKING BATHROOM SCALE



OPERATING INSTRUCTION



FEATURES & SPECIFICATION:

- 1) Capacity : 200kg /440 lb /31.7 st
- 2) Weight graduation : 0.1kg / 0.2lb
- 3) Operation temperature : 0~40°C
- 4) Power supply : 1 x 9V battery
- 5) Weight units : kg, lb, st:lb
- 6) Volume control: high, middle and low
- 7) Both Talking and LCD display features
- 8) Auto off in 8 seconds if no operation

9) Low voltage indication: **LO**

10) Error indication: **Err**

11) Overload indication: **Err**

TO CHANGE BATTERY

Ensure +/- terminals are correct way round.



TO WEIGH

- 1) Put the scale on a flat hard floor.
- 2) Use your foot once to tap on the scale platform to turn on the scale.
- 3) A voice message will tell you to wait.
- 4) When display shows "0.0", a voice message will tell you to step on to the scale.
- 5) Now step onto the scale and stand still.
- 6) Your weight will be displayed on the LCD, and a voice will tell you the weight at the same time.

CAUTION: To avoid water from getting into the holes and damaging the speaker, please don't step on the scale when you are wet.

Non Slip Strips

Included with the scale are non-slip strips to be installed onto the scale's platform. These help prevent your feet from slipping off of the weighing surface, and possible slip-and-fall accidents. Note that we strongly urge you to never step on the scale with wet feet regardless of use of these strips, to prevent accidental slippage or an accident.

DANGER - SCALE SURFACE MAY BE SLIPPERY WHEN WET